

Visual Guide to the Prado Museum



MUSEO NACIONAL DEL PRADO

Contents

1
Introduction

2
Prado Museum

3
Rules

4
Location

5
Buildings

6
People who work
at the museum

7
Access

8
Works of art

9
Our drawings

Team

How to use and prepare the guide

1/2

This visual guide will help you get to know the Prado museum.

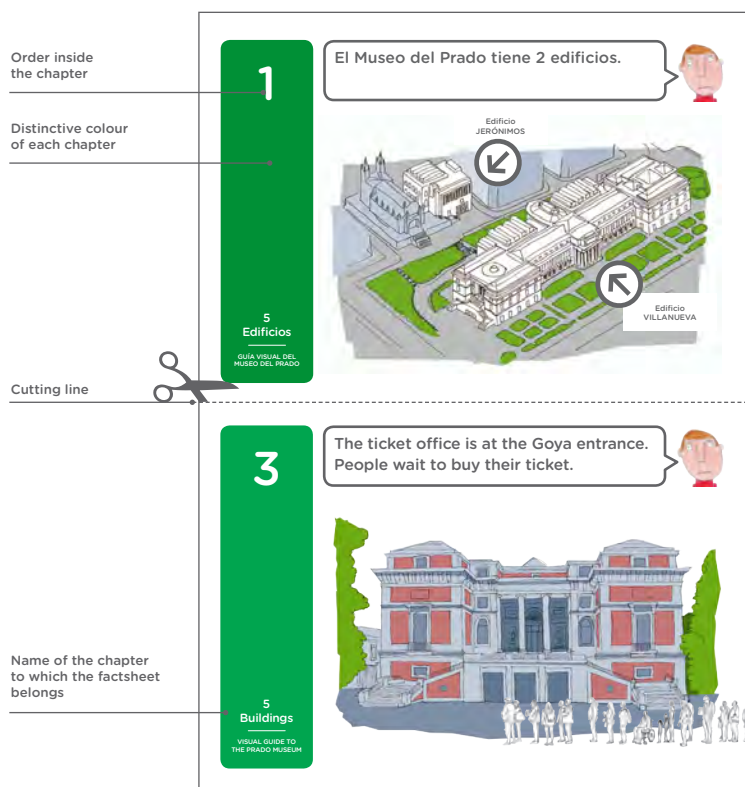
You can use it before, during and after your visit.

The guide consists of several chapters, each with a distinctive colour.

Each chapter contains a specific number of factsheets.

To prepare the guide, we suggest you follow these steps:

1. Print the whole guide or only the chapters you need.
2. The printed size is 2 factsheets per page. If you can, print on both sides of the paper for ease of handling.
3. Cut each printed page in half along the dotted line.



VISUAL GUIDE TO THE PRADO MUSEUM

1 Introduction

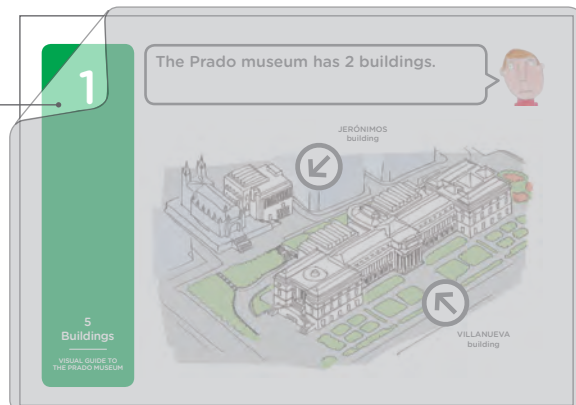


How to use and prepare the guide

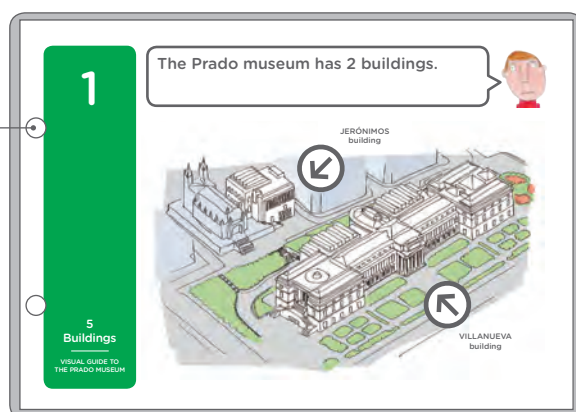
2/2

4. You can laminate the factsheets to prevent them getting damaged.
5. Sort the factsheets by chapter colour and then by number.
6. You can ring bind them for easier handling.
7. The guide is now ready to use.

Laminate the factsheets so that they are easier to handle and last longer



You can punch holes in the factsheets to keep the guide in a binder



1

We're a group of friends.
We like drawing and visiting museums.



1 Introduction

VISUAL GUIDE TO
THE PRADO MUSEUM

VISUAL GUIDE TO THE PRADO MUSEUM

2 Prado Museum



We've put together this visual guide to show you the Prado museum.



1 Introduction

VISUAL GUIDE TO
THE PRADO MUSEUM

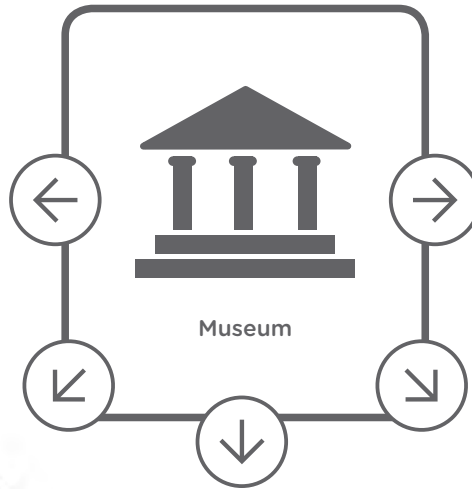


1

Museums are places that display objects.




Costume museum



Museum



Art museum



Transport museum



Archaeological museum



Science museum

2
Prado
Museum

VISUAL GUIDE TO
THE PRADO MUSEUM

3

The museum's paintings and sculptures are works of art.




Works of art

2
Prado
Museum

VISUAL GUIDE TO
THE PRADO MUSEUM

2

The Prado museum displays paintings and sculptures.



Painting

Sculpture

2
Prado
Museum

VISUAL GUIDE TO
THE PRADO MUSEUM

4


Artists make works of art.



Velázquez



Goya



Dürer

2
Prado
Museum

VISUAL GUIDE TO
THE PRADO MUSEUM

5

King Charles III had the museum building constructed many years ago.



Charles III




PRADO MUSEUM

2
Prado
Museum

VISUAL GUIDE TO
THE PRADO MUSEUM

7

Different people visit the Prado museum.



PRADO MUSEUM



2
Prado
Museum

VISUAL GUIDE TO
THE PRADO MUSEUM

6

King Ferdinand VII and his wife Isabel de Braganza opened the museum.



Ferdinand VII



Isabel de Braganza



PRADO MUSEUM



Opening day

2
Prado
Museum

VISUAL GUIDE TO
THE PRADO MUSEUM

3 Rules



1

Museum rules



No touching paintings and sculptures



Look at sculptures and paintings



No shouting



Keep your voice down

3
Rules

2

Museum rules



No running



Walk round the museum



No jumping



Rest on a bench

3 Rules

VISUAL GUIDE TO
THE PRADO MUSEUM

3

Museum rules



No photos



Draw in a notebook



No eating or drinking



Eat and drink in the cafeteria

3 Rules

VISUAL GUIDE TO
THE PRADO MUSEUM

VISUAL GUIDE TO THE PRADO MUSEUM

4 Location



4

3
Rules

Other areas of the museum
you can use.



Toilets



Resting area



Cafeteria



Cloakroom

1

The Prado museum is in Madrid.



Madrid



Spain



World

4

Location

VISUAL GUIDE TO
THE PRADO MUSEUM

3

How to get to the Prado museum.



Subway

Line **1** Atocha

Line **2** Banco de España



Train

Atocha Renfe

EMT



Bus

Lines

10 14 27 34 37 45

4

Location

VISUAL GUIDE TO
THE PRADO MUSEUM



You can also go
by taxi or car

2

The Prado museum is in a street called Paseo del Prado.



4
Location

VISUAL GUIDE TO
THE PRADO MUSEUM



5 Buildings

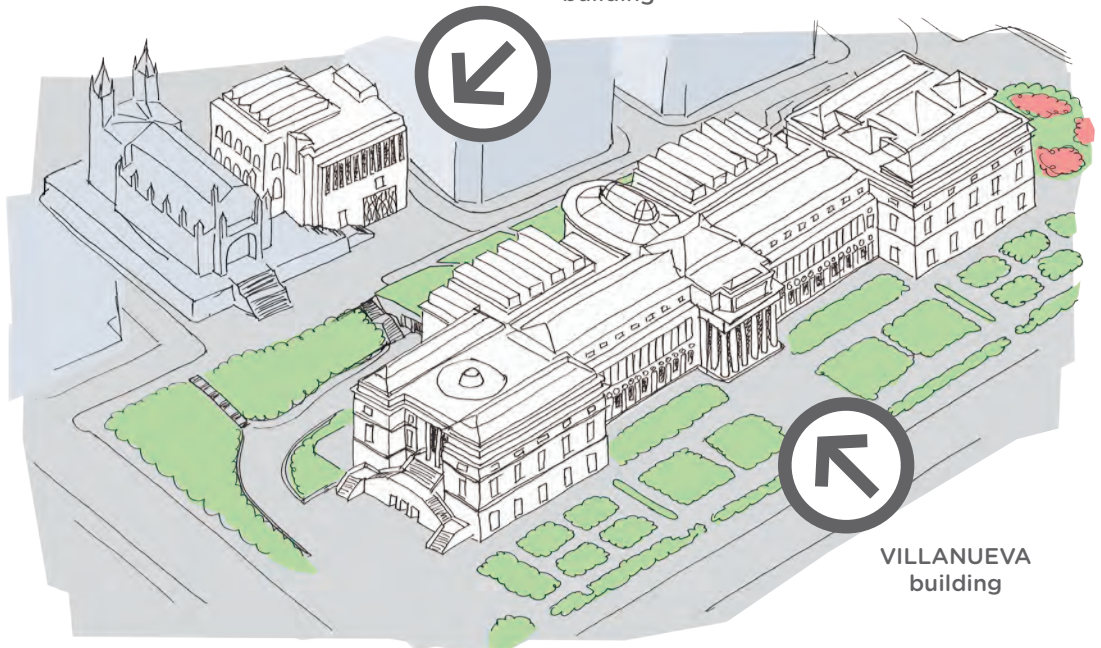


1

The Prado museum has 2 buildings.



JERÓNIMOS
building



VILLANUEVA
building

5
Buildings

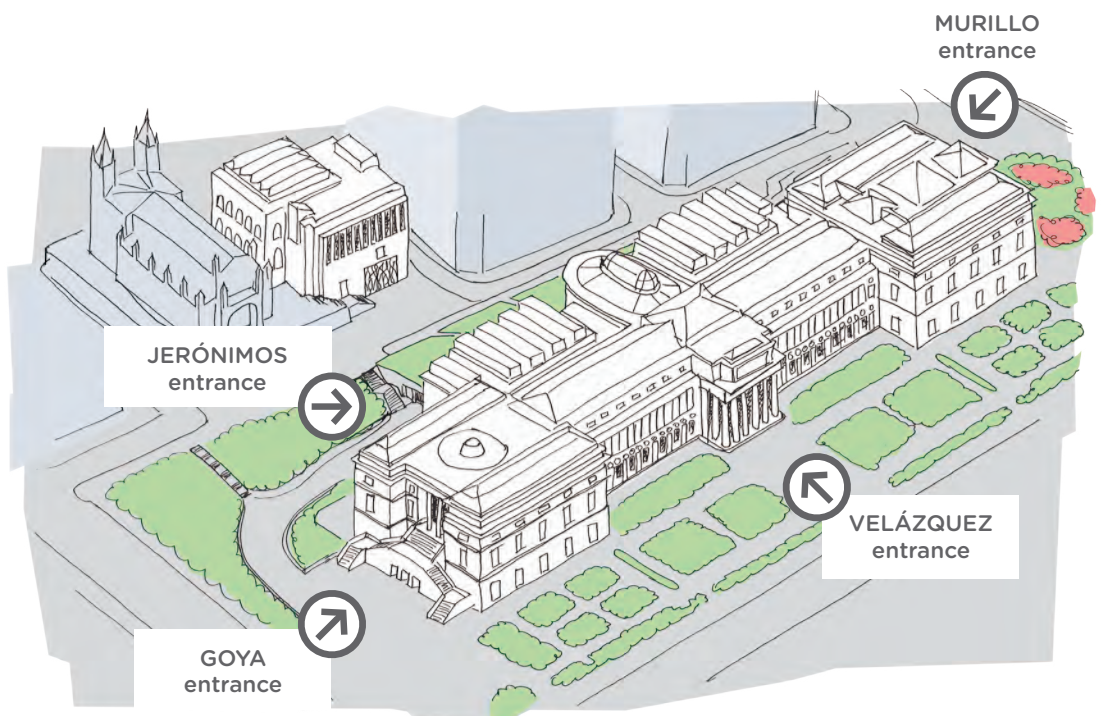
2

The Prado museum has 4 entrances.




5 Buildings

VISUAL GUIDE TO
THE PRADO MUSEUM



3

The ticket office is at the Goya entrance.
People wait to buy their ticket.



5
Buildings

VISUAL GUIDE TO
THE PRADO MUSEUM

5

Velázquez entrance

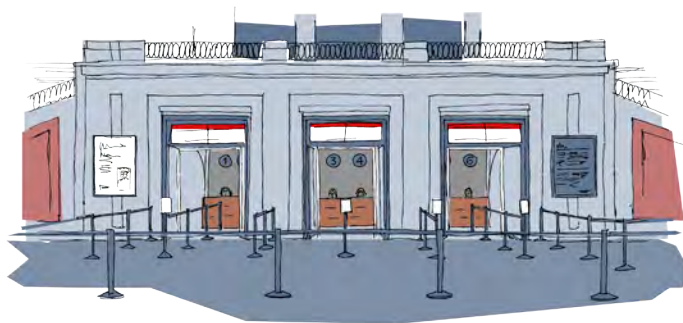


5
Buildings

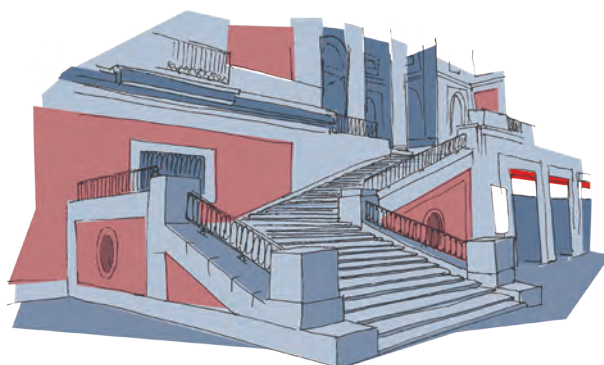
VISUAL GUIDE TO
THE PRADO MUSEUM

4

Details of the Goya entrance



Ticket office



Steps



Statue of Goya

5 Buildings


VISUAL GUIDE TO
THE PRADO MUSEUM

6

Details of the Velázquez entrance



Frieze



Gallery of statues



Statue of Velázquez

5 Buildings

VISUAL GUIDE TO
THE PRADO MUSEUM

7

Murillo entrance



5
Buildings

VISUAL GUIDE TO
THE PRADO MUSEUM




9

Jerónimos entrance



5
Buildings

VISUAL GUIDE TO
THE PRADO MUSEUM



8

Details of the Murillo entrance



Entrance



Columns and balcony




Statue of Murillo

5
Buildings

VISUAL GUIDE TO
THE PRADO MUSEUM

10

Details of the Jerónimos entrance



Jerónimos church



Jerónimos building



Detail of the entrance

5
Buildings


VISUAL GUIDE TO
THE PRADO MUSEUM

6 People who work at the museum



1

Security guards control the museum's entrances.



6
People
who work at
the museum

2

6
People
who work at
the museum

VISUAL GUIDE TO
THE PRADO MUSEUM

A security guard's objects



Orange identity card



Badge



Walkie-talkie



Security guard



Truncheon

3

Museum attendants supervise the museum rooms.




6
People
who work at
the museum

VISUAL GUIDE TO
THE PRADO MUSEUM

5

Restorers work in a museum workshop.



6
People
who work at
the museum

VISUAL GUIDE TO
THE PRADO MUSEUM

4

A museum attendant's objects.



Blue identity card



Museum attendant



Chair



Walkie-talkie



Uniform

6
People
who work at
the museum

VISUAL GUIDE TO
THE PRADO MUSEUM

6

Restorers fix damaged paintings and sculptures.



Magnifying glasses



Restorer



Damaged painting



Palette



Paintbrushes

6
People
who work at
the museum

VISUAL GUIDE TO
THE PRADO MUSEUM

7

Copyists work in the museum rooms.



6
People
who work at
the museum

VISUAL GUIDE TO
THE PRADO MUSEUM

9

Educators help us understand
the works of art.



6
People
who work at
the museum

VISUAL GUIDE TO
THE PRADO MUSEUM

8

Copyists copy paintings.



Palette



Copyist



Painter's case



Paintbrushes



Easel

6
People
who work at
the museum

VISUAL GUIDE TO
THE PRADO MUSEUM

10

Educators talk to us
through a microphone.



Purple identity card



Educator



Visitor with headphones

6
People
who work at
the museum

VISUAL GUIDE TO
THE PRADO MUSEUM



Microphone



7 Access



1

We buy a ticket at the ticket office.
The ticket office is at the Goya entrance.



Ticket



7
Access

2

We go in through
the Jerónimos entrance.




7

Access

VISUAL GUIDE TO
THE PRADO MUSEUM

3

We show our ticket to the security guard.



Ticket



7
Access

VISUAL GUIDE TO
THE PRADO MUSEUM

5

We put our bags through the security machine.



7
Access

VISUAL GUIDE TO
THE PRADO MUSEUM

4

We leave our personal objects in the cloakroom.



coat



umbrella



backpack

7
Access

VISUAL GUIDE TO
THE PRADO MUSEUM

6

We ask for a floor plan of the museum at the information desk.



7
Access

VISUAL GUIDE TO
THE PRADO MUSEUM

8 Works of art



1

Adam and Eve by the painter Albrecht Dürer



Adam and Eve are naked.

They're each holding an apple.

There's a serpent in a tree.


The Bible tells us they were the first people who lived on Earth.

The pictures are painted in oil on wood.


Dürer was a German painter. He painted the human body in a lot of detail.

2


Details of the work Adam and Eve



Adam



Eve




Serpent



Adam's apple



Eve's apple



Eve's tummy button

3

The Garden of Earthly Delights by the painter Bosch



There are people, animals, plants, fruits and fantastic beings in lots of colours.

They all live together in a garden.

The picture represents paradise.

The picture is painted in oil on wood.

Bosch was a Dutch painter. He liked painting imaginary beings.

8
Works of art

VISUAL GUIDE TO
THE PRADO MUSEUM

5

Democritus by the painter José de Ribera



We see a smiling man.

He's called Democritus.

He was a philosopher.

He liked to think and study.

He's dressed in old clothes.

He's holding a pair of compasses in one hand and some papers in the other.

The picture is painted in oil on canvas.

Ribera was a Spanish painter. He liked painting with lights and shadows.

8
Works of art

VISUAL GUIDE TO
THE PRADO MUSEUM

4

Details of the work The Garden of Earthly Delights



Birds, people



Owl, legs, arms



Plants



Trees, people



Mussel, people




People, fruits

8
Works of art

VISUAL GUIDE TO
THE PRADO MUSEUM

6

Details of the work Democritus



Face



Hand, compasses



Hand, papers

8
Works of art

VISUAL GUIDE TO
THE PRADO MUSEUM

7

Las Meninas by the painter Diego Velázquez



We see a group of people who lived in King Philip IV's palace.

In the centre is the Infanta Margarita. The meninas are the young women beside her. They look after and play with Margarita.

Behind them is a mirror with the king and queen's reflection. The Spanish painter Velázquez is in the painting too.

Velázquez painted many portraits of kings and queens, nobles and jesters. Lots of artists, like Picasso and Dalí, admired his paintings.

The picture is painted in oil on canvas.

8
Works of art

VISUAL GUIDE TO
THE PRADO MUSEUM

9

The Spinners by the painter Diego Velázquez



This painting tells a mythological story. Minerva is the goddess of war and wisdom. Arachne is a woman who is very good at weaving.

They compete to see who is better at weaving. Arachne wins. Minerva is angry and turns her into a spider.

The picture shows two scenes from the story. At the front, the women are spinning. Minerva is the old woman. She's got a scarf on her head. Arachne has her back to us. She's wearing a white blouse.


At the back the women are arguing. Minerva has got a helmet on her head. She raises her hand to punish Arachne. The picture is painted in oil on canvas.

8
Works of art

VISUAL GUIDE TO
THE PRADO MUSEUM

8

Details of the work Las Meninas



Menina Agustina




Infanta Margarita



Menina Isabel



Velázquez



King and queen in the mirror



Dog

8
Works of art

VISUAL GUIDE TO
THE PRADO MUSEUM

10

Details of the work The Spinners



Minerva



Arachne



Spinning wheel



Minerva



Arachne



Cat, ball of wool

8
Works of art

VISUAL GUIDE TO
THE PRADO MUSEUM

11

8
Works of art

VISUAL GUIDE TO
THE PRADO MUSEUM

Children with a Shell by the painter Murillo



We see two boys dressed as shepherds.

They're Jesus and his cousin John.

Jesus gives John water in a shell.

A sheep and three angels are watching them.

The picture is painted in oil on canvas.

Murillo was a Spanish painter.

He liked painting children.

13

8
Works of art

VISUAL GUIDE TO
THE PRADO MUSEUM

Portrait of a Doctor by the painter El Greco



We see a man with a beard and grey hair.

His clothes are black with a white collar and sleeves.

One hand is resting on a book. He's wearing a doctor's ring.

The picture is painted in oil on canvas.

El Greco was born on a Greek island. He lived in Spain for many years. He liked painting pale skin with whites and greys.

12

Details of the work
Children with a Shell



Jesus



John



Sheep



Angels

8
Works of art

VISUAL GUIDE TO
THE PRADO MUSEUM

14

Details of the work
Portrait of a Doctor



Face



Hand, book, ring

8
Works of art


VISUAL GUIDE TO
THE PRADO MUSEUM

15

8
Works of art

VISUAL GUIDE TO
THE PRADO MUSEUM

Two friars by the painter Francisco de Goya



An old man with a beard is leaning on a stick.

He's wearing a friar's tunic.

A man is shouting in his ear.

The colours of the painting are very dark.

It's one of Goya's Black Paintings. He painted them on the walls of his house when he was very old.

The work was painted on a wall. It was later transferred to canvas.

Goya was a Spanish painter. He made many paintings, drawings and engravings.

17

8
Works of art

VISUAL GUIDE TO
THE PRADO MUSEUM

The drowning dog by the painter Francisco de Goya



There's a dog looking up.

Its body is buried in the earth.

It's a mysterious painting.

We don't know what's happening to the dog.

It's one of Goya's Black Paintings.

He painted them on the walls of his house when he was very old.

The work was painted on a wall. It was later transferred to canvas.

16


8
Works of art

VISUAL GUIDE TO
THE PRADO MUSEUM


Details of the work Two friars



Old man



Man shouting




Stick

18

8
Works of art

VISUAL GUIDE TO
THE PRADO MUSEUM

Details of the work The drowning dog



Dog's head

9 Our drawings

Hello everyone, I'm Doctor
Ángel Luis fontanero.

We're in the Prado museum.
We can see pictures,
paintings, dolls and drawings.

There are two boys and a
shell drinking water.

A sheep and angels are
watching the children.



Ángel Luis



This painting is called Las Meninas. Velázquez is in it.

There are three girls, a boy and a dog.

The paintings are hanging on the walls.

Velázquez is painting, the clothes are costumes.

I like Velázquez and his paintings.



Miguel



It's called the Garden of Earthly Delights by the painter Bosch. In the countryside there's a bird with a beak and a garden with trees and pines.

The man is walking in the countryside with birds and beaks, in the garden with green grass.

The man is sitting on pigeons and feathers.

It's got lots of colours, red, purple, yellow, blue, green, black and white.

I like the bird with a beak and the pigeon. The lady and the man are looking at the countryside, the humming-bird and the parakeet.



Rubén



There's an old man with a beard and a bald man.

He's going to nibble his ear! Or is he? What do you think?

Answer: the bald man is shouting at the old man.



Luis Mi



This painting shows
The Spinners by the famous
painter Don Diego Rodríguez
de Silva y Velázquez.

The more detailed contours
are in the 17th-century
baroque style. Well, if it's not
baroque it's baroque.

It tells of the myth of
Athene and the Greek spider
Arachne who was doomed to
be a spider.

I've drawn the main
characters before the rest
arrive.



Dani

A person. He's smiling. He's
got a shirt. Lots of colours.
Red, orange, yellow, black,
red, pink, pink, red, white,
black.



Sergio



The picture is called
Portrait of a Doctor.
El Greco painted it.

The man has got a goatee
beard. He's dressed in
black.

El Greco painted the
background of his pictures
in red. Then he painted it
again in dark grey.
I like the red background.



Pablo

I liked the painting of Adam
and Eve a lot.

I painted it by myself.

What I most like are the
leaves because they're
covering their genitals.



Andrés

A sun and a doooooooooooooo
oooooooooooooooooooooooooooo
oooooooooooooooooooooooooooo
oooooooooooooooooooooooooooo
oooooooooooooooooooooooooooo
oooooooooooooooooooooooooooo
oooooooooooooooooooooooooooo
ooooooooooooooooooooooooooooo!



Alberto



Draw or paint the picture or detail you most like here

Draw or paint the picture or detail you most like here

Tell us about your picture

Tell us about your picture

About the project

1/2

This visual guide is the result of collaboration between The Prado for All programme run by the Museo del Prado's Education Area and the PAUTA association (Psicopedagogía del Autismo y Trastornos Asociados) for the inclusion of people with Autistic Spectrum Disorders (ASD).

Over a two-year period we got to know Sergio, Miguel, Rubén, Alberto, Andrés, Pablo, Luismi, Dani and Ángel Luis and shared with them the experience of visiting a museum. Their comments, experiences and illustrations are part of this educational material.

Together with a team of professionals, we carried out a number of activities both at the museum and at PAUTA. We examined various aspects related to the experience of learning about and understanding the museum: we strolled round the surrounding area, were struck by its architecture, went



Andrés



Ángel Luis



Alberto



Pablo



Rubén



Sergio



Miguel



Luismi



Dani

More information

We are interested in hearing from you about how useful the guide is. We therefore invite you to send your comments, suggestions and artwork by email to the following address:
elpradoparatodos@museodelprado.es

With your contributions, we will put together a diary featuring all your experiences.

To visit the museum

<https://www.museodelprado.es/en/visit-the-museum>
+34 902 10 70 77

Information about works

<https://www.museodelprado.es/en/the-collection>

Information about the project
and The Prado for All programme

elpradoparatodos@museodelprado.es
+34 91 330 28 07



Irene



José Antonio



Lucía



Esther



Ester



Blanca



Carlos



Teresa



Cristina



Francesco

inside through its entrances, walked around its various rooms, enjoyed its collections, learned about what the people who work there do (security guards, museum attendants, restorers, educators and copyists), became an artwork when we met the artist Francesco Jodice, and noticed how

different its visitors are. In short, we made the museum ours.

All these experiences have gone into making this guide. We would like to share it as a useful resource for anyone wishing to learn about the museum, but especially for people

who grasp things better through pictures, in order to draw attention to the diverse ways of looking at and understanding the world, which enrich us all.



José



Ángela



Antonio



Ana



Luciana



Elisa



Diego



María
Antonia



Teresa



MINISTERIO
DE EDUCACIÓN, CULTURA
Y DEPORTE

MUSEO NACIONAL
DEL PRADO

